

### Item description

- Protected against mismatching and maintenance-free
- Push-in CAGE CLAMP® spring pressure connection technology allows solid conductors to be simply pushed into a unit
- Two-wire connection per pole for loops or bridges
- Additional variable coding is possible
- Components can be clearly printed on and color-coded to meet custom requirements

### Note:

All connectors for mounted installations (snap-in versions for lighting fixtures or devices, all types of PCB and distribution connectors) are factory-equipped with locking levers to ensure plugs and sockets are securely locked. Additional locking levers are only required for flying leads (plug /socket).

### Safety information 1:

Application note for the U.S. market (USR): Some versions may also be used for current interruption in accordance with the UL certificate in select applications with currents below 16 A and voltages up to 600 V. For further information, please contact your local sales office.

### Data

#### Electrical data

Note on Contact Resistance

approx. 1mΩ contact resistance

approx. 0.25mΩ contact transition plug/socket

### Ratings per IEC/EN 60664-1

Rated voltage (III / 3)	250 V
Rated impulse voltage (III / 3)	4 kV
Rated current	25 A

### Approvals per UL 1977

Rated voltage per UL 1977 (factory wiring only)	600 V
Rated current per UL 1977 (factory wiring only)	23 A

### Connection data

Connection technology	Push-in CAGE CLAMP®
Actuation type	Operating tool Push-in
Nominal cross section	4 mm <sup>2</sup>
Solid conductor	0.5 ... 4 mm <sup>2</sup> / 20 ... 12 AWG
Solid conductor, push-in termination	1.5 ... 4 mm <sup>2</sup> / 16 ... 12 AWG
Stranded conductor	0.5 ... 2.5 mm <sup>2</sup> / 20 ... 14 AWG
Fine-stranded conductor	0.5 ... 4 mm <sup>2</sup> / 20 ... 12 AWG
Fine-stranded conductor with ferrule with plastic collar	0.25 ... 1.5 mm <sup>2</sup> / 20 ... 16 AWG
Fine-stranded conductor with ferrule without plastic collar	0.25 ... 2.5 mm <sup>2</sup> / 20 ... 14 AWG
Strip length	9 mm / 0.35 inch
Note (strip length)	see also packaging or instructions
No. of poles	3
Total number of connection points	6
Total number of potentials	3
Conductor entry direction to mating direction	0°

### Geometrical Data

Pin spacing	10 mm / 0.394 inch
Width	30 mm / 1.181 inch
Height	12.9 mm / 0.508 inch
Depth	37.5 mm / 1.476 inch

### Mechanical data

Coding	B
Mating force of a plug-in connection	approx. 20 ... 70 N (depending on pole number)

Retention force of a plug-in connection	When locked: > 80 N
Unmating force of a plug-in connection	when unlocked: approx. 20 ... 70 N (depending on pole number)
Number of mating cycles	200, without resistive load  100, with resistive load $I_N = 25A$ , tested (4 mm <sup>2</sup> /AWG 12)
Marking	L N
Protection class	IP20
Note on protection class	Only in mated condition with strain relief housing (These compact connectors are not designed for use in open, easily accessible areas.)
Potential marking	L N

### Plug connection

Contact type (pluggable connector)	Female connector/socket
Connector connection type	for conductors
Mismating protection	Yes
Locking of plug-in connection	locking lever
Locking lever	no

### Material Data

Color	gray
Insulating material	Polyamide 66 (PA 66)
Flammability class per UL94	V0
Clamping spring material	Chrome nickel spring steel (CrNi)
Contact material	Copper or copper alloy, surface-treated
Fire load	0.162 MJ
Weight	9.565 g

### Environmental Requirements


Surrounding air (operating) temperature	-35 ... 85 °C
Processing temperature	-5 ... +40 °C
Continuous operating temperature	-35 ... +85 °C
Note on Continuous Service Temperature	Insulating parts for temperatures ≤ 105 °C

### Commercial data

Country of origin	DE
GTIN	4050821456407
Customs Tariff No.	85366990990










## Approvals / Certificates

### UL-Approvals

Logo	Approval	Additional Approval Text	Certificate name
	cURus Underwriters Laboratories Inc.	UL 1977	E45171 Sec. 9

## Compatible products

### Strain relief plate

	<b>Item no.: 770-503</b> Strain relief housing; 3-pole; for 2 cables; 8.0 ... 11.5 mm; 55 mm		770-503
	<b>Item no.: 770-503/021-000</b> Strain relief housing; 3-pole; for 1 cable; 9.0 ... 13.0 mm; 71 mm	/021-000	770-503
	<b>Item no.: 770-503/023-000</b> Strain relief housing; 3-pole; for 2 cables; 4.5 ... 8.0 mm; 55 mm	/023-000	770-503
	<b>Item no.: 770-503/032-000</b> Strain relief housing; 3-pole; with locking clip; for 2 cables; 8.0 ... 11.5 mm; 55 mm	/032-000	770-503
	<b>Item no.: 770-503/035-000</b> Strain relief housing; 3-pole; with locking clip; for 1 cable; 7.0 ... 11.5 mm; 48 mm	/035-000	770-503
	<b>Item no.: 770-503/038-000</b> Strain relief housing; 3-pole; with locking clip; for 1 cable; 7.0 ... 11.5 mm; 48 mm	/038-000	770-503
	<b>Item no.: 770-513</b> Strain relief housing; 3-pole; for 1 cable; 8.0 ... 11.5 mm; 55 mm		770-513
	<b>Item no.: 770-513/021-000</b> Strain relief housing; 3-pole; for 1 cable; 9.0 ... 13.0 mm; 71 mm	/021-000	770-513
	<b>Item no.: 770-513/023-000</b> Strain relief housing; 3-pole; for 2 cables; 4.5 ... 8.0 mm; 55 mm	/023-000	770-513



**Item no.: 770-513/032-000**  
Strain relief housing; 3-pole; for 2 cables; 8.0 ... 11.5 mm; 55 mm

/032-000

770-513



**Item no.: 770-513/035-000**  
Strain relief housing; 3-pole; with locking clip; for 1 cable; 7.0 ... 11.5 mm; 48 mm

/035-000

770-513



**Item no.: 770-513/038-000**  
Strain relief housing; 3-pole; with locking clip; for 1 cable; 7.0 ... 11.5 mm; 48 mm

/038-000

770-513

## tools



**Item no.: 210-720**  
Operating tool with partially insulated shaft; Type 2, blade (3.5 x 0.5) mm

210-720



**Item no.: 770-383**  
Operating tool; 3-way

770-383

## Marking accessories



**Item no.: 770-450**  
Marker card; Plastic

770-450



**Item no.: 770-450/000-001**  
Marker card; Plastic

/000-001

770-450



**Item no.: 770-450/000-002**  
Marker card; Plastic

/000-002


770-450



**Item no.: 770-450/000-005**  
Marker card; Plastic

/000-005

770-450



**Item no.: 770-450/000-006**  
Marker card; Plastic

/000-006

770-450



**Item no.: 770-450/000-012**  
Marker card; Plastic

/000-012

770-450

## Locking lever



**Item no.: 770-101**  
Locking lever; for flying leads; for manual operation

770-101



**Item no.: 770-111**  
Locking lever; for flying leads; for tool operation

770-111



**Item no.: 770-121**  
Locking lever; for flying leads; for manual operation

770-121



**Item no.: 770-131**  
Locking lever; for flying leads; for tool operation

770-131

## protection



Item no.: 770-201  
Lockout cap; 12-pole, separable; 12-pole; for sockets

770-201



Item no.: 770-221  
Lockout cap; for socket; 12-pole; separable

770-221

## Downloads

### Documentation

#### Bid Text

770-243/060-000

doc  
24.6 kB

[Download](#)

### CAD/CAE - Smart Data

#### CAD data

3D Download 770-243/060-000

[URL](#)

[Download](#)

Subject to changes.